

HOW DO I CLEAN AND CARE FOR TEMPUR® PRODUCTS?



Congratulations on choosing TEMPUR®. You are joining a growing number of owners worldwide who are enjoying the amazing comfort and pressure relieving benefits our products bring.

Here are some tips to help you get the best out of your investment with us, and what to expect when you use your TEMPUR® product.

WHAT IS THAT 'NEW PRODUCT' SMELL?

Once you have unpacked your new product, you might notice a slight odour to your new mattress. This is completely harmless and will disappear within 4-6 weeks. Allowing the product to air or 'breathe', preferably uncovered in a well ventilated area before and after use, may speed this up.

GETTING USED TO THE FEEL OF YOUR NEW MATTRESS OR PILLOW

If your previous mattress or pillow used more traditional methods of support such as springs, feathers and/or fibre, it is likely your TEMPUR® products will initially feel different.

Our high level of support sometimes means your body needs to adjust to the change.

Just give yourself and your new mattress and/or pillow time, and within weeks you will be enjoying the amazing comfort, support and pressure-relieving properties that a good night's sleep brings.



HOW LONG DOES IT TAKE TO 'BREAK IN' A MATTRESS OR PILLOW?

The more time you spend on or in bed, the better! The extra movement will help the cells in the TEMPUR® Material to fully open (some may have remained closed after manufacture). As they open the cells 'breathe' and respond more rapidly to weight and temperature, but they will always return to their original shape.



A mattress like no other

If you share a bed, while it is not essential, occasionally rotating your mattress head to foot may help to maintain even comfort and support for both users. You may find this tip useful as everyone's individual body shape is unique.



For pillows, during the first 2-3 weeks of ownership, it can help to use them as cushions during the day to improve the support and pressure-relief they are designed to deliver when you are sleeping.

If you have chosen a loose filled traditional or rectangular shaped pillow we advise you 'plump' these regularly. This will prevent the TEMPUR® particles from sticking together and creating uncomfortable dips in your pillow.

Please note, TEMPUR® would not recommend using an electric blanket with a TEMPUR® mattress as the mattress works best to your natural body heat. You may not experience optimum support if an electric blanket is used, as it could potentially cause irreversible damage to the pressure relieving properties of your mattress. If however, you still wish for extra warmth, we would suggest an electric over blanket rather than under blanket. Please ensure it is not more than 10 years old and is in proper working order.



For the same reasons above, TEMPUR® also do not recommend use of a hot water bottle with your mattress. If you still feel the need to use one, should this item develop a leak which wets, stains or damages the mattress we must advise you that it will invalidate your manufacturer's guarantee.



MOVING HOUSE, TRANSPORTATION AND STORAGE

Generally TEMPUR® products should not be bent or pressed out of their original shape as there is a high risk of the material being damaged and all the properties and benefits it brings being lost. The following applies when transporting, moving or storing TEMPUR® products:

- TEMPUR® mattresses must be stored flat, ideally in the original packaging.
- TEMPUR® toppers may be rolled up or stored flat. Do not unroll a TEMPUR® topper when it is cold as there is a risk of the material tearing or cracking. Allow the topper to come up to room temperature first.
- Due to the visco-elasticity of TEMPUR® Material, mattresses, overlays and toppers can become slightly compressed during transportation or storage. This is normal and the product will regain its normal size after a short time at room temperature.



A mattress like no other

- TEMPUR® pillows should be stored in their original shape. Products such as the TEMPUR® Original Travel Pillow may be transported rolled up in the bag supplied. (The bag should only be used with travelling to avoid permanent distortion of the pillow.)
- TEMPUR® products should be stored in a dry environment (maximum 65% relative humidity).

CLEANING, WASHING AND CARING FOR TEMPUR® PRODUCTS

TEMPUR® mattresses must always be placed on a ventilated bed base e.g. with springs or slats, or a platform topped unit on castors, legs or feet to allow air to circulate freely, preventing moisture from accumulating.

TEMPUR® Material itself cannot be washed, sponged or dry cleaned. There is a high risk that soaking with water or other cleaning fluids will cause irreversible damage, destroying the benefits of comfort and support which the unique TEMPUR® Material provides. It will also invalidate your guarantee

BUT...

Most TEMPUR® items have covers which may be carefully removed for cleaning or just for airing, allowing you to freshen up your product. A label stitched inside the cover will give you specific care instructions for the item you have purchased. Detailed care instructions specific to every item listed in our current ranges can also be found in the product description section of the item concerned.

If, however, you are a TEMPUR® owner of an older model, we recommend you check the care label instructions carefully.

As a general rule of thumb, if your mattress has TEMPUR® Material embedded or quilted into the cover, while it may be removed for airing, it is not washable. Any subsequent washing will invalidate your guarantee.

If you are still unsure, please contact our customer services. They will be happy to provide assistance.

FIRE SAFETY

The composition of the TEMPUR® Material reduces the risk of it catching fire. TEMPUR® products (their foam, fillings and composites) also pass the flammability test of the Furniture and Furnishings (fire) (safety) Regulations 1988. However the material can be ignited by direct contact with a naked flame, so smoking in bed, for example, is strongly discouraged.



A mattress like no other

CE MARKING

Many TEMPUR® products are CE marked as medical devices class 1, for prevention or reduce risk of developing pressure ulcers, which means that the properties of the product meet the requirements of directive 93/42/EEC. Please check the washing label to see whether the product you have purchased is CE labelled.



HOW TO MAINTAIN YOUR TEMPUR® PRODUCTS

You are investing in TEMPUR® for the long term. Here are some practical tips to get the most from your mattress.

Do I need to turn a TEMPUR® mattress?

All TEMPUR® mattresses are no turn! No heavy lifting is involved because you do not need to flip our mattresses over! Each model is constructed in layers so you sleep on the top side only. Advances in TEMPUR® technology have resulted in keeping maintenance to a minimum.

Mattress cover care and cleaning - Luxe and Elite models

Distinguished by their vibrant zips, all TEMPUR® Elite and Luxe mattresses come complete with a QuickRefresh™ removable cover enabling you to freshen up your bed whenever you wish.


CoolTouch™ QuickRefresh™ cover composition: 62.5% polyester, 36% Polyethylene & 1.5% Elastane



Wash at or below 60°C




Do not bleach



Do not tumble dry



Dry clean tetrachloroethylene (PCE only)



Do not iron

- Wash cover with similar coloured items
- Do not tumble dry

Beneath the QuickRefresh™ top you will find a second cover which comprises of an off-white fabric under layer with grey side panels. Along the bottom edge of your mattress you will find another zip in grey. This enables you to remove the complete mattress cover for airing or cleaning.

Off-white under layer composition: 97% polyester, 3% elastane. Grey side/end panels - composition 70% polyester, 19% mod acrylic, 10% viscose, 1% elastane. Base - 100% polyester.



A mattress like no other

Follow washing instructions as above.

Please note: for some TEMPUR® Hybrid or Luxe mattresses, the second off-white/grey cover may not be washable but dry clean only. We always recommend you check the label stitched inside the care instructions.

Mattress cover care and cleaning - Supreme models


All TEMPUR® Supreme mattresses have zipped removable covers. Below are details of how to care for this range: Cover composition: Top: 66% polyester, 33% Polyethylene, 1% elastane. Sides/ends: 98% polyester, 2% elastane. Bottom: 100% polyester.



Wash at or below 60°C




Do not bleach



Do not tumble dry



Dry clean tetrachloroethylene (PCE only)



Do not iron

- Wash with similar coloured items
- Wash cover inside out with zipper closed
- Do not tumble dry

Cleaning the inner TEMPUR® Material - ALL MODELS

Upon removal of the mattress cover you may find a thin layer of stocking type material. Do not remove this layer. It is an important part of your mattress.

Please do not attempt to wash, sponge or dry clean the mattress itself. Doing so will invalidate your product guarantee. There is a high possibility you will cause irreversible damage, destroying the benefits of comfort and support which the unique TEMPUR® Material provides.

In the event after removing the cover there are signs of stains or soiling on the mattress surface, you can wipe it over carefully using clean water on a well wrung cloth (free from chemicals and detergents, and no wetter than a baby wipe). This may help to remove or reduce marks. Allow the mattress to air and dry thoroughly before replacing the cover. We recommend the use of a TEMPUR-FIT™ Mattress Protector to keep your bed clean and fresh.



A mattress like no other