



# MATTRESS CARE GUIDE



# Harrison Spinks



**We believe in a great night's sleep for everyone.**

Your new Harrison Spinks mattress is an investment and the first step towards healthier, restorative sleep.

Lovingly handmade to order in Yorkshire, England, each mattress is unique to every customer.

---

Please take the time to read this care guide in order to understand which type of mattress you have purchased and how to look after it.

 HANDMADE IN YORKSHIRE SINCE 1840

[www.harrisonspinks.co.uk/register](http://www.harrisonspinks.co.uk/register)



## ON DELIVERY

A Harrison Spinks pocket spring mattress is **HEAVY**, always use 2 people to handle the product. Take care when lifting to avoid personal injury and/or damage to the mattress. Seek assistance to move, turn and rotate the mattress, using the handles to do so, but not for lengthy carrying.

After unwrapping your new mattress, leave it in a well ventilated room for a few hours. Any natural scent from the fillings will dissipate after a few days.



## DIMENSIONS

Each and every one of our mattresses are handmade to metric dimensions meaning they will naturally vary a little in size. A variation of +/- 2cm is in line with BS1334:1996. During transportation some mattresses may contract, but they will relax to their normal length again after being used for a short while.



## TUFTING

All of our mattresses have tufts that ensure the upholstery layers remain firmly in place. In the unlikely event of any of your tufts snapping, contact the retailer from whom you purchased your mattress. They'll arrange to have the tuft replaced in your home.



## GENERAL ADVICE

Do not fold or roll your mattress as this could damage it. Avoid jumping on your mattress, as this could damage the springs and the base. Electric blankets can be used in conjunction with all Harrison Spinks mattresses. Please note, if you have purchased a product containing memory foam, heat from electric blankets may change the feel of the mattress.

## CARING FOR YOUR NEW MATTRESS



### MATTRESS PROTECTION

We highly recommend using an under blanket or good quality cotton or wool-faced mattress protector. It's a good idea to air the mattress regularly too, by leaving duvets folded back for a few hours each day.

A waterproof protector may be used but will reduce the benefits of sleeping on a natural mattress surface and may lead to damage through condensation.



### CLEANING

Remove dust and fluff from your mattress every few months using a soft brush. Never use a vacuum cleaner, even if you have a specific mattress attachment, as this can displace the natural fillings. Any spillages should be absorbed using a dry cloth or paper towels. If you need to sponge the mattress, use a damp cloth and a very mild solution of soap and water.



### A SUPPORTIVE BASE

If you are using your new mattress on your own bed, it's important that the base is in good condition. The mattress will contour to it, just as it does with your body, so we recommend replacing an old base. If the base is damaged in any way, it could be detrimental to your mattress. If your mattress is being placed on a slatted base, ensure the gaps are no more than 75mm apart. If they are, you should consider using a baseboard or under mattress – your retailer can offer further advice.

## BODY IMPRESSIONS



### EXPECT IMPRESSIONS

As most people sleep in the same position every night, body impressions are a normal feature of handmade mattresses. You may find fillings settle or dip in the area where you sleep which can leave a ridge in the centre of the mattress. Just like the impressions that form on the insole of leather shoes, this is simply your mattress “getting to know you”.



### REDUCING IMPRESSIONS

We recommend following our rotating and turning instructions to minimise body impressions. Please note: our mattresses are extremely heavy. If you are unable to rotate and turn your mattress, do not worry, this will not affect the performance of your mattress or guarantee. With continued use, fillings will settle of their own accord, however this will take a considerably longer length of time.



### ROTATING OR TURNING?

Check the label on the surface of your mattress for the following wording to determine which type of mattress you will be caring for:

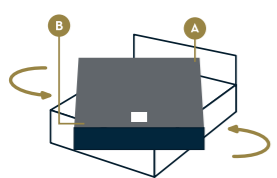
- Non-turn/rotate only/single sleeping surface/pillow top mattress
- Turnable/turn with the seasons/dual sleeping surface mattress

Our non-turn mattresses can also be identified by the use of a non-sleeping surface sticker on the underside.

## ROTATING YOUR NON-TURN MATTRESS

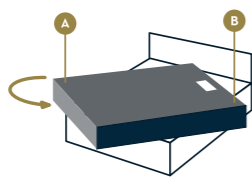
If your mattress label states **non-turn/rotate only/single sleeping surface/pillow top**, you may wish to rotate your mattress regularly during the first few months and about twice a year thereafter.

**Note:** If you struggle to rotate your mattress, do not worry, this is only a recommendation to help reduce body impressions.



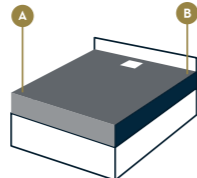
### STEP 1

Push the mattress at opposite corners A and B whilst it's laying flat.



### STEP 2

Push on alternate corners A and B to position the mattress on the bed.



### DONE

Your mattress has now been rotated end to end.

**Non-turn Zip & Link mattresses:** Unzip your mattresses and rotate them both together through 180 degrees, without turning them.

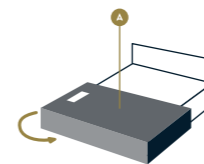
**One piece dual firmness mattresses (without Zip & Link):** Rotating your dual firmness mattress will mean you and your partner will need to swap sleeping sides to maintain firmness preferences.

Register online for reminders to rotate: [www.harrisonspinks.co.uk/register](http://www.harrisonspinks.co.uk/register)

## TURNING YOUR TURNABLE MATTRESS

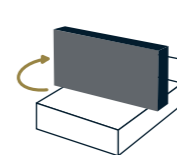
If your mattress is **turnable or seasonal turn** you may wish to turn and rotate your mattress regularly during the first few months and about twice a year thereafter. A good way to remember to turn your mattress is when the clocks change in the spring and autumn.

**Note:** If you struggle to turn and rotate your mattress, do not worry, this is only a recommendation to help reduce body impressions.



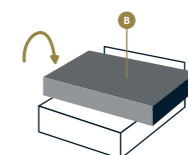
### STEP 1

Rotate the mattress to overhang the bed.



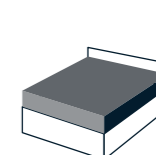
### STEP 2

Raise the mattress up on its edge.



### STEP 3

Lower the mattress gently to expose the other side.



### STEP 4

Realign the mattress with the bed.

You may also wish to rotate your turnable mattress. Please see instructions on the previous page as to how to do this.

**Turning Zip & Link mattresses:** Unzip your mattresses to turn and rotate them both together.

**One piece dual firmness mattresses (without Zip & Link):** To maintain your normal sleeping side, turn the mattress over from head to foot only.

Register online for reminders to turn: [www.harrisonspinks.co.uk/register](http://www.harrisonspinks.co.uk/register)

## GUARANTEE

Every single component of every Harrison Spinks mattress is the result of good honest craftsmanship, a tradition passed down through our family for five generations. Bringing new thinking to old techniques means that we do things the right way. Perhaps it's down to our Yorkshire heritage – but our customers get nothing but the best, and we always deliver on our promises. This is why we offer a guarantee on all of the products we make.

Your Harrison Spinks mattress is automatically guaranteed when purchased and your retailer will be able to advise further details. Alternatively you can access the details online here: [www.harrisonspinks.co.uk/register](http://www.harrisonspinks.co.uk/register)

In the unlikely event of a defect with the construction or the materials, we will endeavour to repair or replace it free of charge at our discretion during the guarantee period.

Please note, it's normal for our generous layers of natural upholstery to settle over time.

We reserve the right to change styles, colours and specification at any time.

All claims under the guarantee should be made directly through your retailer.



Change the way you sleep  
with Harrison Spinks.

Sign up for sleep tips  
or tell us how you've slept:  
[www.harrisonspinks.co.uk/register](http://www.harrisonspinks.co.uk/register)

 @HarrisonSpinksLtd

 @Harrison\_Spinks

 @Harrison\_Spinks

Harrison, Somnus, Spink & Edgar and Hybed mattresses are all proud to be part of the Harrison Spinks family. We also hand make own label mattresses for a number of retailers who can be found on our website.



# Harrison Spinks



THE QUEEN'S AWARD  
FOR ENTERPRISE  
INNOVATION  
2018



THE QUEEN'S AWARD  
FOR ENTERPRISE  
INTERNATIONAL TRADE  
2018



THE CAMPAIGN FOR WOOL  
PATRON: HER THE PRINCE OF WALES



---

Harrison Spinks Beds Ltd, Westland Road, Leeds, LS11 5SN

T: +44 (0)113 2055 214 E: [customerservices@harrisonspinks.co.uk](mailto:customerservices@harrisonspinks.co.uk) [www.harrisonspinks.co.uk](http://www.harrisonspinks.co.uk)

 Handmade in Yorkshire, England since 1840