



COUNTRY LIVING

exclusive to **Dreams**

Love your bed

CARE AND MAINTENANCE INSTRUCTIONS

Using only the finest materials, your new Country Living mattress has been hand crafted using traditional skills at the highest level and every possible care has been taken to ensure years of luxurious comfortable use.

We are sure you will agree that your new Country Living mattress deserves special care and attention, therefore please take your time to become familiar with the following advice and to keep this leaflet in a safe place for future reference.



AF

ML10/1102

INSTALLATION

WARNING



To avoid the risk of injury we advise that a minimum of 2 people move the mattress. Please note the handles are provided to assist with turning and that they should not be used to carry the mattress.

PACKAGING DISPOSAL



Remove all protective packaging and dispose of carefully to avoid any possible injury to children.



Now remove mattress corner protectors taking care not to damage the fabric and dispose of carefully.

AIRING YOUR NEW MATTRESS

Allow the mattress to breathe for two hours before fitting your bedding. This will allow the natural fillings to breathe and any moisture which may have been trapped by the packaging to evaporate. You may notice that your new mattress has a slight natural aroma. This is normal and will fade when aired.

MATTRESS SIZE

Due to the very nature of the Country Living mattresses being handmade we allow a tolerance of +/- 2cm in the overall size. During transit the mattress can also constrict, however with use it should return to its normal dimensions over the first 6 to 12 weeks.

USING A SUITABLE BASE


We recommend that your new Country Living mattress should be used with a Country Living divan base. If you wish to use the mattress on another base, you should always be sure this is fit for purpose paying particular attention to its weight limit. If the base is damaged in any way, this could have a detrimental effect on your mattress, and could therefore invalidate your guarantee.

CARING FOR YOUR NEW MATTRESS

GETTING USED TO YOUR MATTRESS

Your new mattress may feel a little strange at first and different to what you are used to sleeping on. Don't worry, you just need to give it some time to adjust and for the fillings in the mattress to settle.

TURNABLE MATTRESS


 Your new mattress has been hand crafted to the highest traditional standards and has luxury fillings on both sides. Not only do you enjoy exceptional comfort, but you also have two identical sleeping surfaces. It is important to turn and rotate your mattress once a week for the first three months and then once a month thereafter to ensure longevity.

Method


To keep the physical effort to a minimum, we recommend that you follow the following guide,

1. Slide the mattress down towards the foot end of the bed and rotate through 90°
2. Lift the mattress onto its border
3. Gently lower the mattress down onto the top of the divan
4. Rotate the mattress back through 90°
5. Lastly slide the mattress back towards the head end

ZIP AND LINK MATTRESS

 Zip & Link mattresses should be unfastened then turned and rotated together so that the labels are always at the same end of the bed and the zips are aligned correctly.

CLEANING YOUR MATTRESS

 We advise cleaning your mattress every month with a soft brush to remove dust and to keep it fresh. Stains and spillages should be absorbed using a dry cloth or paper towels. Do NOT use detergents or chemical cleaners as this may bleach or harm the fabric.

PROTECTING YOUR MATTRESS

Having invested in a hand-crafted Country Living mattress, we recommend the use of a washable breathable mattress protector to help prolong the life of your new mattress.

MOVING HOUSE OR ROOM

DO NOT attempt to bend or fold the mattress, this is likely to damage the springs and will invalidate the guarantee. Your mattress should be kept flat and always supported.

Your Country Living mattress has been carefully designed for sleeping on

DO NOT habitually sit on the edge of your mattress for prolonged periods of time. This can cause localised compression of the fillings and springs and furthermore damage the mattress border.

DO NOT jump or stand on your mattress. This will cause irreparable damage to the springs and fillings.

MATTRESS SETTLEMENT



Your new Country Living mattress contains generous amounts of luxury hand-teased fillings designed to complement the springs and naturally follow your body's contours. Within the first few weeks of use as the mattress fillings 'mould' to the user's body shape, with the areas of most pressure (shoulders and hips) showing the greatest signs of settlement. Larger size mattresses such as king size (150cm wide) and super king size (180cm wide) will show signs of settlement more so than a smaller size mattress. This is because there is a wider area in the centre of the mattress that doesn't get used and the fillings don't become compacted.

Settlement is not an indication that the mattress is failing – on the contrary, a mattress with generous layers of hand-teased natural fillings should be expected to demonstrate 'body impressions' and is an indication that the mattress is performing correctly. A new mattress will 'relax' and take on the shape of the user.

Following the turning and rotating instructions in this booklet is important to create an even filling settlement and compression over the mattress surface and prolong the life of your mattress.



FREQUENTLY ASKED QUESTIONS

WHY DOESN'T MY MATTRESS FIT ON MY BASE CORRECTLY?

Your Country Living mattress has been hand crafted and can vary in size by +/- 2cm. During transit the mattress can constrict with the springs nestling into each other, temporarily reducing the width or length. The mattress should regain its natural dimensions with use over the first 6-12 weeks.

CAN MY MATTRESS BE USED ON A BEDSTEAD?

Your Country Living mattress is suitable for use on a bedstead as long as the gap between the bedstead slats are no greater than 8cm. Due to the weight of Country Living mattresses please ensure the weight limit for the bedstead is suitable.

WHY DOES MY MATTRESS FEEL FIRMER THAN IT DID IN THE SHOP?

The firmness of the new mattress upon initial use may be slightly different to the bed in the shop. However with use, the characteristics will change and the mattress will soften due to the fillings settling with use.